

Famous Scientific Illusions

By NIKOLA TESLA

Written specially for the *Electrical Experimenter*

In this original and revolutionizing discussion, Nikola Tesla gives us something really new to think about. First—Does the moon rotate on its axis? Second—Is the Franklin pointed lightning rod correct in theory and operation? Third—Do wireless signals fly thru space by means of so-called Hertzian waves in the ether, or are they propagated thru the earth at prodigious velocity by means of earth-bound oscillations? World-famous conundrums these—questions which have been answered in many ways by some of the greatest scientists. Dr. Tesla explains these three predominant scientific fallacies in a masterly way, so that everyone can understand them.

THE human brain, with all its wonderful capabilities and power, is far from being a faultless apparatus. Most of its parts may be in perfect working order, but some are atrophied, undeveloped or missing altogether. Great men of all classes and pro-

electric current according to a childish simple rule. The writer, who was known to recite entire volumes by heart, has never been able to retain in memory and recapitulate in their proper order the words designating the colors of the rainbow, and can only ascertain them after long and la-

reality. The greatest triumphs of man were those in which his mind had to free itself from the influence of delusive appearances. Such was the revelation of Buddha that self is an illusion caused by the persistence and continuity of mental images; the discovery of Copernicus that,

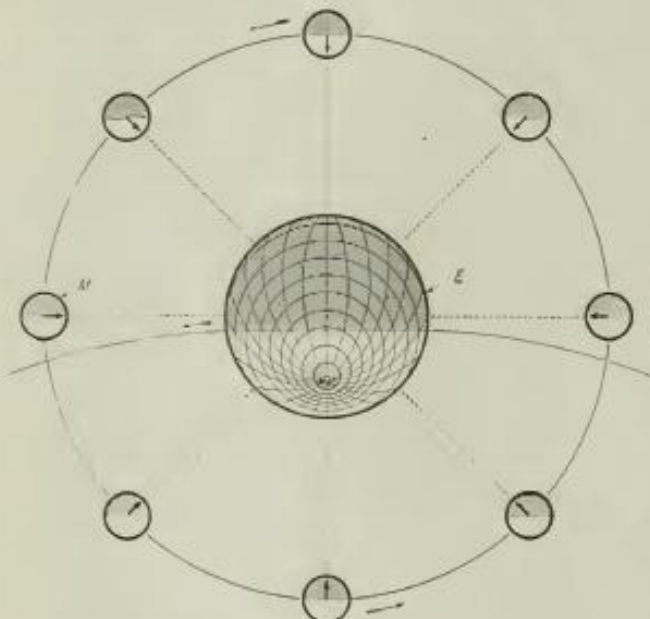


Fig. 1

It is Well Known That the Moon, M., Always Turns the Same Face Toward the Earth, E, as the Black Arrows Indicate. The Parallel Rays From the Sun Illuminate the Moon in its Successive Orbital Positions as the Unshaded Semi-circles Indicate. Bearing This in Mind, Do You Believe That the Moon Rotates on Its Own Axis?

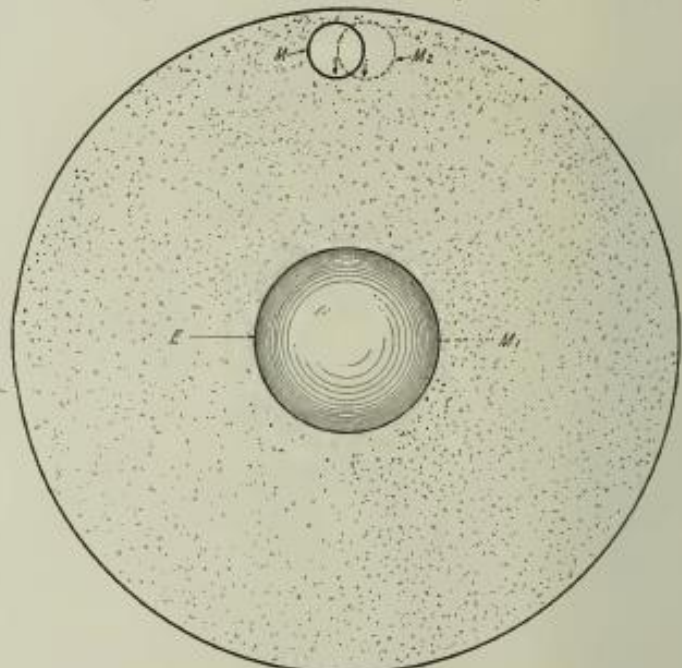


Fig. 2.—Tesla's Conception of the Rotation of the Moon, M, Around the Earth, E; the Moon, in This Demonstration Hypothesis, Being Considered as Embedded in a Solid Mass, M₂. If, As Commonly Believed, the Moon Rotates, This Would Be Equally True For a Portion of the Mass M₂, and the Part Common to Both Bodies Would Turn Simultaneously in "Opposite" Directions.

fessions—scientists, inventors, and hard-headed financiers—have placed themselves on record with impossible theories, inoperative devices, and unrealizable schemes. It is doubtful that there could be found a single work of any one individual free of error. There is no such thing as an infallible brain. Invariably, some cells or fibers are wanting or unresponsive, with the result of impairing judgment, sense of proportion, or some other faculty. A man of genius eminently practical, whose name is a household word, has wasted the best years of his life in a visionary undertaking. A celebrated physicist was incapable of tracing the direction of an

borious thought, strange as it may seem.

Our organs of reception, too, are deficient and deceptive. As a semblance of life is produced by a rapid succession of inanimate pictures, so many of our perceptions are but trickery of the senses, devoid of

contrary to all observation, this planet rotates around the sun; the recognition of Descartes that the human being is an automaton, governed by external influence and the idea that the earth is spherical, which led Columbus to the finding of this

continent. And tho the minds of individuals supplement one another and science and experience are continually eliminating fallacies and misconceptions, much of our present knowledge is still incomplete and unreliable. We have sophisms in mathematics which cannot be disproved. Even in pure reasoning, free of the shortcomings of symbolic processes, we are often arrested by doubt which the strong-

FOR over a century and a half the whole world, educated and otherwise, thought that the moon revolved around its axis. Nikola Tesla in the present highly instructive article disproves that theory and will convince scientists and all others alike that the moon does no such thing.

For thousands of years it was thought that the sun and stars revolved around the earth and all kinds of experimental proofs were furnished to substantiate this theory. The illustrious Galileo thought different, and everyone today knows that the earth revolves around the sun. So it is with Tesla's discovery. Tesla also, in the second part of the present paper, shows us that the ancient and time-worn theory advanced by Benjamin Franklin as to the lightning conductor is not substantially correct as viewed by latter day science. It will come as a shock even to our professors that the lightning rod actually aids the lightning in hitting the building. The reason is that the lightning rod helps in ionizing (making conductive) the surrounding air.

Mr. Tesla has devised a lightning conductor with no points, and there is no doubt whatsoever that his theory is right. Scientists the world over will acknowledge this very shortly.

In a third section of the same paper Tesla explodes still another popular delusion, viz., that wireless waves follow the curvature of the earth when messages are transmitted, let us say from a point in the United States to a point in Europe. In his revolutionary arguments, supported by facts as well as by logic, Tesla shows why the currents do not travel around the earth but directly thru it. In other words, Tesla maintains that wireless communication is accomplished ONLY thru the medium of the earth itself. His contention seems very sound. If it were not so, let every wireless station, commercial or otherwise, do away with its ground connection. None could then operate as is well known, except perhaps over very limited distances.

Mr. Tesla's present article will arouse world-wide comment due to the revolutionary philosophy contained therein. We are sure our readers will appreciate Mr. Tesla's most timely and illuminating article on this but little understood subject.

est intelligences have been unable to dispel. Experimental science itself, most positive of all, is not unfaithful.

In the following I shall consider three exceptionally interesting errors in the interpretation and application of physical phenomena which have for years dominated the minds of experts and men of science.

I. The Illusion of the Axial Rotation of the Moon.

It is well known since the discovery of Galileo that the moon, in travelling thru space, always turns the same face towards the earth. This is explained by stating that while passing once around its mother-planet the lunar globe performs just one revolution on its axis. The spinning motion of a heavenly body must necessarily undergo modifications in the course of time, being either retarded by resistances internal or external, or accelerated owing to shrinkage and other causes. An unalterable rotational velocity thru all phases of planetary evolution is manifestly impossible. What wonder, then, that at this very instant of its long existence our satellite should revolve exactly so, and not faster or slower. But many astronomers have accepted as a physical fact that such rotation takes place. It does not, but only appears so; it is an illusion, a most surprising one, too.

I will endeavor to make this clear by reference to Fig. 1, in which E represents the earth and M the moon. The movement thru space is such that the arrow, firmly attached to the latter, always occupies the position indicated with reference to the earth. If one imagines himself as looking down on the orbital plane and follows the motion he will become convinced that the moon *does* turn on its axis as it travels around. But in this very act the observer will have deceived himself. To make the delusion complete let him take a washer similarly marked and supporting it rotatably in the center, constantly keeping the arrow pointing towards the latter. Tho to his bodily

vision the disk will revolve on its axis, such movement does not exist. He can dispel the illusion at once by holding the washer fixedly while going around. He will now readily see that the supposed axial rotation is only apparent, the impression being produced by successive changes of position in space.

But more convincing proofs can be given that the moon does not, and cannot revolve on its axis. With this object in view attention is called to Fig. 2, in which both the satellite, M, and earth, E, are shown embedded in a solid mass, M₁ (indicated by stippling) and supposed to rotate so as to impart to the moon its normal translatory velocity. Evidently, if the lunar globe could rotate as commonly believed, this would be equally true of any other portion of mass M₁, as the sphere M₂, shown in dotted lines, and then the part common to both bodies would have to turn *simultaneously in opposite directions*. This can be experimentally illustrated in the manner suggested by using instead of one, two overlapping rotatable washers, as may be conveniently represented by circles M and M₂, and carrying them around a center as E, so that the plain and dotted arrows are always pointing towards the same center. No further argument is needed to demonstrate that the two gyrations cannot co-exist or even be pictured in the imagination and recoiled in a purely abstract sense.

The truth is, the so-called "axial rotation" of the moon is a phenomenon deceptive alike to the eye and mind and devoid of physical meaning. It has nothing in common with real mass revolution characterized by effects positive and unmistakable. Volumes have been written on the subject and many erroneous arguments advanced in support of the notion. Thus, it is reasoned, that if the planet did not turn on its axis it would expose the whole surface to terrestrial view: as only one-half is visible, it *must* revolve. The first statement is true but the logic of the second is defective, for it admits of only one alternative. The conclusion is not justified as the same appearance can also be produced in another way. The moon does rotate, not on its own, but about an axis passing thru the center of the earth, the true and only one.

The unailing test of the spinning of a mass is, however, the existence of

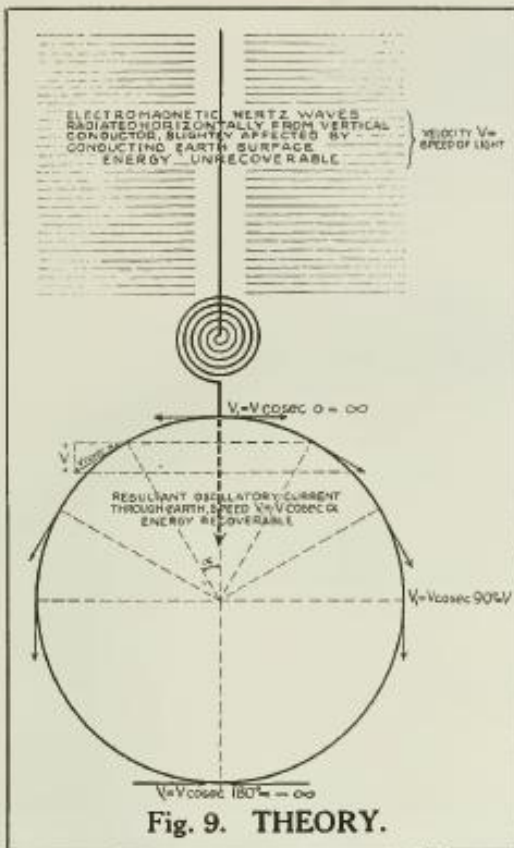


Fig. 9. THEORY.

"ANALOGY"

ANALOGY OF TESLA'S EARTH WAVE VIBRATION THEORY. EACH PULSE OF THE PUMP IS FELT WITH EQUAL FORCE AT ALL POINTS OF THE SPHERE.

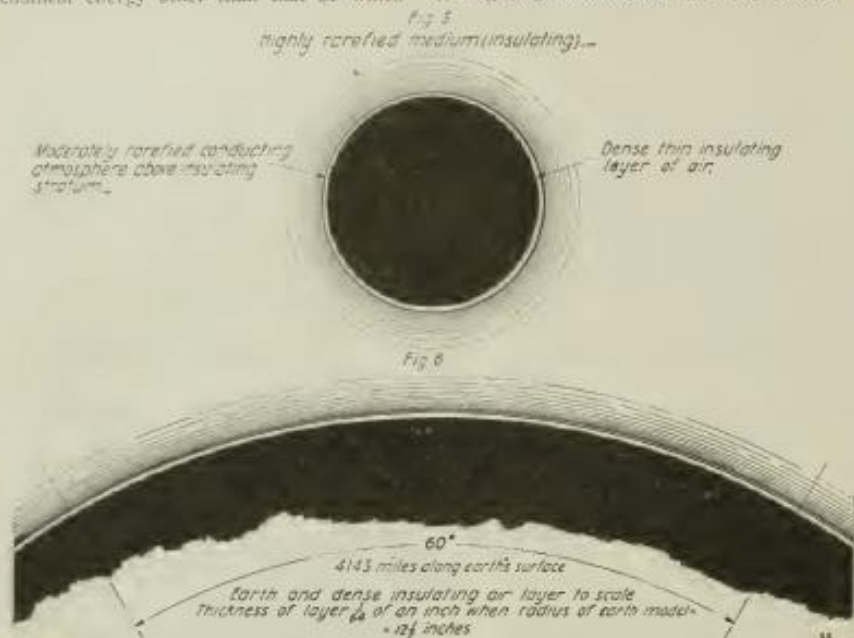
"REALIZATION"

TESLA'S WIRELESS TRANSMISSION THEORY. THE OSCILLATING ENERGY SURGED THRU THE EARTH TO EVERY POINT ON THE GLOBE. THUS ELECTRIC LIGHT, HEAT AND POWER CAN BE DRAWN AT ANY POINT OF THE EARTH FROM A UNIVERSAL CENTRAL STATION.

Tesla's World-Wide Wireless Transmission of Electrical Signals, As Well As Light and Power, is Here Illustrated in Theory, Analogy and Realization. Tesla's Experiments with 100 Foot Discharges at Potentials of Millions of Volts Have Demonstrated That the Hertz Waves are Infinitesimal in Effect and Unrecoverable; the Recoverable Ground Waves of Tesla Fly "Thru the Earth". Radio Engineers are Gradually Beginning to See the Light and That the Laws of Propagation Laid Down by Tesla Over a Quarter of a Century Ago Form the Real and True Basis of All Wireless Transmission To-Day.

energy of motion. The moon is not possess of such *vis viva*. If it were the case then a revolving body as *M*, would contain mechanical energy other than that of which

tion of the latter immediately stiffens, being at the same time deformed by gravitational pull. The shape becomes permanent upon cooling and solidification and the smaller



A Section of the Earth and Its Atmospheric Envelope Drawn to Scale. It is Obvious That the Hertizian Rays Cannot Traverse So Thin a Crack Between Two Conducting Surfaces For Any Considerable Distance, Without Being Absorbed, Says Dr. Tesla, in Discussing the Ether Space Wave Theory.

we have experimental evidence. Irrespective of this so exact a coincidence between the axial and orbital periods is, in itself, immensely improbable for this is not the permanent condition towards which the system is tending. Any axial rotation of a mass left to itself, retarded by forces external or internal, must cease. Even admitting its perfect control by tides the coincidence would still be miraculous. But when we remember that most of the satellites exhibit this peculiarity, the probability becomes infinitesimal.

Three theories have been advanced for the origin of the moon. According to the oldest suggested by the great German philosopher Kant, and developed by Laplace in his monumental treatise "Mécanique Celeste", the planets have been thrown off from larger central masses by centrifugal force. Nearly forty years ago Prof. George H. Darwin in a masterful essay on tidal friction furnished mathematical proofs, deemed unrefutable, that the moon had separated from the earth. Recently this established theory has been attacked by Prof. T. J. See in a remarkable work on the "Evolution of the Stellar System", in which he propounds the view that centrifugal force was altogether inadequate to bring about the separation and that all planets, including the moon, have come from the depths of space and have been captured. Still a third hypothesis of unknown origin exists which has been examined and commented upon by Prof. W. H. Pickering in "Popular Astronomy of 1907", and according to which the moon was torn from the earth when the later was partially solidified, this accounting for the continents which might not have been formed otherwise.

Undoubtedly planets and satellites have originated in both ways and, in my opinion, it is not difficult to ascertain the character of their birth. The following conclusions can be safely drawn:

1. A heavenly body thrown off from a larger one cannot rotate on its axis. The mass, rendered fluid by the combined action of heat and pressure, upon the reflec-

mass continues to move about the larger one as tho it were rigidly connected to it except for pendular swings or librations due to varying orbital velocity. Such motion precludes the possibility of axial rotation in the strictly physical sense. The moon has never spun around as is well demonstrated by the fact that the most precise measurements have failed to

show any measurable flattening in form.

2. If a planetary body in its orbital movement turns the same side towards the central mass this is a positive proof that it has been separated from the latter and is a true satellite.

3. A planet revolving on its axis in its passage around another cannot have been thrown off from the same but must have been captured.

II. The Fallacy of Franklin's Pointed Lightning-Rod.

The display of atmospheric electricity has since ages been one of the most marvelous spectacles afforded to the sight of man. Its grandeur and power filled him with fear and superstition. For centuries he attributed lightning to agents god-like and supernatural and its purpose in the scheme of this universe remained unknown to him. Now we have learned that the waters of the ocean are raised by the sun and maintained in the atmosphere delicately suspended, that they are wafted to distant regions of the globe where electric forces assert themselves in upsetting the sensitive balance and causing precipitation, thus sustaining all organic life. There is every reason to hope that man will soon be able to control this life-giving flow of water and thereby solve many pressing problems of his existence.

Atmospheric electricity became of special scientific interest in Franklin's time. Faraday had not yet announced his epochal discoveries in magnetic induction but static frictional machines were already generally used in physical laboratories. Franklin's powerful mind at once leaped to the conclusion that frictional and atmospheric electricity were identical. To our present view this inference appears obvious, but in his time the mere thought of it was little short of blasphemy. He investigated the phenomena and argued that if they were of the same nature then the clouds could be drained of their charge exactly as the ball of a static machine, and in 1749 he indicated in a published memoir how this could be done by the use of pointed metal rods.

(Continued on page 728)

MODE OF PROPAGATION OF THE CURRENT FROM THE TRANSMITTER THRU THE EARTH

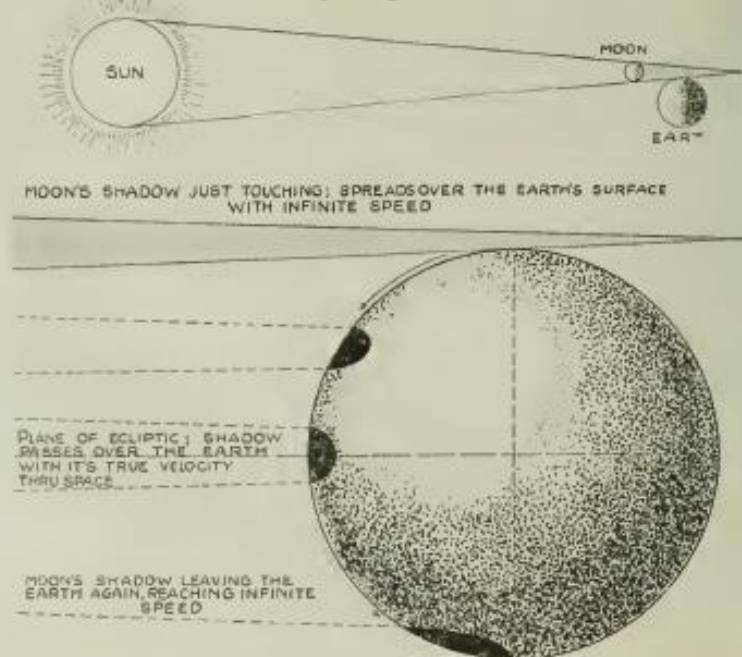


Fig. 8.—This Diagram Illustrates How, During a Solar Eclipse, the Moon's Shadow Passes Over the Earth With Changing Velocity, and Should Be Studied in Connection With Fig. 9. The Shadow Moves Downward With Infinite Velocity at First, Then With Its True Velocity Thru Space, and Finally With Infinite Velocity Again.

Famous Scientific Illusions

(Continued from page 694)

The earliest trials were made by Dali- brand in France, but Franklin himself was the first to obtain a spark by using a kite, in June, 1752. When these atmospheric discharges manifest themselves today in our wireless station we feel annoyed and wish that they would stop, but to the man who discovered them they brought tears of joy.

latter has the property of quickly dissipating the accumulated charge into the air. To examine this action in the light of present knowledge we may liken electric potential to temperature. Imagine that sphere *s* is heated to *T* degrees and that the pin or metal bar is a perfect conductor of heat so that its extreme end is at the same tem-



BE A BOY CHEMIST

Test water, foods and other things you use and wear. Make soap, ink, dyes, fire-proof cloth and wood, and work hundreds of useful, fascinating experiments just like a real chemist. Perform weird, puzzling tricks of chemical magic. You can, with "CHEM-CRAFT". Kits contain all chemicals and laboratory supplies to work each experiment many times; also a Manual of Instruction. "CHEM-CRAFT" is absolutely harmless; made by a practical chemist and is scientifically correct.

Chemcraft No. 1—\$1.50
West of Mississippi River and in Canada—\$2.00
Chemcraft No. 2—\$3.00
West of Mississippi River and in Canada—\$3.50
Chemcraft No. 3—\$5.00
West of Mississippi River and in Canada—\$6.00

Be sure you get "CHEM-CRAFT", the original and most complete and scientific chemical outfit. Ask for it by name at your Toy Store, or send price and we will deliver direct prepaid.

THE PORTER CHEMICAL CO.
Industrial Bldg., W. Washington St.
Hagerstown, Maryland

BOYS Build and Fly Your Own Training Plane



Train yourself in Aviation. Be an Amateur Aviator with an Aeroplane of your own. Learn how Aeroplanes are built; learn the principles of construction, operation and control. We sell IDEAL Accurate Scale Drawings and Building and Flying Instructions which show you how to build a perfect Model Aeroplane, 3 ft. size, that will rise from the ground by its own power and fly like a big one. Hand over for the Drawings and Instructions for the one you want to build.

Drawings and Instructions for
Curtiss Military Tractor 25c EACH
Bisley Monoplane
Nieuport Monoplane
Teebe Monoplane
Curtiss Flying Boat
Wright Biplane
Earl Page Racer

Ideal Model Aeroplane Catalog 5c—None Free
Talk about Model Aeroplanes, Radio Aeroplanes, Flying Toys, and parts and supplies to build them with—45 pages. Sent only upon receipt of 5 cents.
IDEAL AEROPLANE & SUPPLY COMPANY
28-32 West Broadway New York City



The Electric Safety razor makes shaving a pleasure. Blade vibrating 7,300 times a minute cuts the beard smoothly and without slightest pull or irritation—feels like a gentle massage. Can be used with or without electric current.

Lek-Tro-Shav


A Barber says—"I have shaved for years and have never found any shaving device near its equal."
A woman, your wife—"The most pleasing shave I've ever had in my life. Shaves my face closer than I used to shave, but there is no after irritation or ill effects as I usually get from another razor."
No. 1 Made for use from Light Socket.
No. 2 Made for use from Dry Battery.

Write for illustrated circular describing Lek-Tro-Shav Safety Razor fully.

VIBRATING ELECTRIC RAZOR CO.
Dept. 122, Omaha, Nebr.



Printing Cheap
Cards, circulars, labels, book, paper, Press-
Largest Edition press on hand printed. Print
for others, big profit. All easy, riskless.
Write factory for pre-printing, TYPE-cards,
paper THE PRESS CO., 9-47 Menden, Conn.



The Theory Has Been Seriously Advanced and Taught that the Radio Ether Wave Oscillations Pass Around the Earth by Successive Reflections, as Here Shown. The Efficiency of Such a Reflector Cannot be more than 25 Per Cent; the Amount of Energy Recoverable in a 12,000-mile Transmission being but One Hundred and Fifteen Billionth Part of One Watt, with 1,000 Kilowatts at the Transmitter.

The lightning conductor in its classical form was invented by Benjamin Franklin in 1752 and immediately upon its adoption proved a success to a degree. As usual, however, its virtues were often exaggerated. So, for instance, it was seriously claimed that in the city of Pietermaritzburg (capital of Natal, South Africa) no lightning strokes occurred after the pointed rods were installed, altho the storms were as frequent as before. Experience has shown that just the opposite is true. A modern city like New York, presenting innumerable sharp points and projections in good contact with the earth, is struck much more often than equivalent area of land. Statistical records, carefully compiled and published from time to time, demonstrate that the danger from lightning to property and life has been reduced to a small percentage by Franklin's invention, but the damage by fire amounts, nevertheless, to several million dollars annually. It is astonishing that this device, which has been in universal use for more than one century and a half, should be found to involve a gross fallacy in design and construction which impairs its usefulness and may even render its employment hazardous under certain conditions.

For explanation of this curious fact I may first refer to Fig. 3, in which *s* is a metallic sphere of radius *r*, such as the capacity terminal of a static machine, provided with a sharply pointed pin of length *h*, as indicated. It is well known that the

perature *T*. Then if another sphere of larger radius, *v*, is drawn about the first and the temperature along this boundary is *T*₁, it is evident that there will be between the end of the bar and its surrounding a difference of temperature *T* - *T*₁, which will determine the outflow of heat. Obviously, if the adjacent medium was not affected by the hot sphere this temperature difference would be greater and more heat would be given off. Exactly so in the electric system. Let *q* be the quantity of the charge, then the sphere—and owing to its great conductivity also the pin—will be at the potential $\frac{q}{r}$. The medium around the point of the pin will be at the potential $\frac{q}{r+h}$ and, consequently, the difference $\frac{q}{r} - \frac{q}{r+h} = \frac{qh}{r(r+h)}$. Suppose now that a sphere *S* of much larger radius *R* = *nr* is employed containing a charge *Q* this difference of potential will be, analogously $\frac{Qh}{R(R+h)}$. According to elementary principles of electro-statics the potentials of the two spheres *s* and *S* will be equal if $Q = nq$ in which case $\frac{qh}{r(r+h)} = \frac{Qh}{R(R+h)}$

(Continued on page 730)

Mesco Telegraph Practice Set

For Learning Telegraph Codes



The Practice Set comprises a regular telegraph key, without circuit breaker, a special high pitch buzzer, one cell Red Seal Dry Battery, and four feet of green silk covered flexible cord.

The key and buzzer are mounted on a highly finished wood base, and three nickel plated binding posts are so connected that the set may be used for five different purposes. List No. 342 Telegraph Practice Set, with Battery and Cord.....\$3.24
Weights 4 lbs. packed.
Price does not include postage.

MESCO Combination Practice Set for Learning the Morse and Continental Visual and Audible Codes



This ought to be the only reliable instrument which will enable students to become proficient operators in the U. S. Naval Service, because it is equipped with a buzzer and miniature lamp enabling the user to master both the visual and audible signals quickly.

List No. 53—Practice Set with Red Seal Battery and Cord.....\$4.05
Weights 4 lbs. packed. Price does not include postage.

Send for the New Edition of Our Catalog W28

It is pocket size, contains 268 pages, with over 1,000 illustrations, and describes in plain, clear language all about Bells, Push Buttons, Batteries, Telegraph and Telegram Material, Electric Toys, Buzzer and Fire Alarm Constructions, Electric Call Bells, Electric Alarm Clocks, Medical Batteries, Motor Boat Horns, Electrically Heated Apparatus, Battery Connectors, Switches, Battery Gauges, Wireless Telegraph Instruments, Ignition Supplies, etc.

Send for the Catalog Now

Manhattan Electrical Supply Co., Inc.

NEW YORK: 17 Park Place. CHICAGO: 114 R. Wells St. ST. LOUIS: 1106 Pine St.
See San Francisco Office: 504 Mission St.

MECHANICALLY RIGHT—A REAL LATHE

A Regular lathe, not a toy



Being 4 inches, 11 inches between centers, 17 inches total length. Net weight 9 lbs. Shipping weight 13 lbs.
The bed of this lathe is machined. Workmanship is first class throughout. Lathe comes equipped with good turning chuck. Lathe can be fitted with 3 inch face plate and drill chuck as special equipment. Order one today. Price \$2.50 each with order.
SYPHER MFG. CO., Dept. C., TOLEDO, OHIO

Feldman's "Geyser" Electric Water Heater

Instantaneous Hot Water

FELDMAN MFG. CO.

1500 Times Bldg. New York City

HAVE YOU SENT

for our booklet No. 4, giving diagrams and experiments with the Steen Buntion?

STECO, 2134 N. Clark St., Chicago, Ill.

FAMOUS SCIENTIFIC ILLUSIONS.

(Continued from page 728)

$\frac{nqh}{nr(nr+h)} = \frac{qh}{r(nr+h)}$ Thus the difference of potential between the point of the pin and the medium around the same



Fig. 4. Testa Explains the Fallacy of the Franklin Pointed Lightning Rod, Here Illustrated, and Shows that Usually Such a Rod Could Not Draw Off the Electricity in a Single Cloud in Many Years. The Density of the Dots Indicates the Intensity of the Charges.

will be smaller in the ratio $\frac{r+h}{nr+h}$ when

the large sphere is used. In many scientific tests and experiments this important observation has been disregarded with the result of causing serious errors. Its significance is that the behavior of the pointed rod entirely depends on the linear dimensions of the electrified body. Its quality to give off the charge may be entirely lost if the latter is very large. For this reason, all points or projections on the surface of a conductor of such vast dimensions as the earth would be quite ineffective were it not for other influences. These will be elucidated with reference to Fig. 4, in which our artist of the Impressionist school has emphasized Franklin's notion that his rod was drawing electricity from the clouds. If the earth were not surrounded by an atmosphere which is generally oppositely charged it would behave, despite all its irregularities of surface, like a polished sphere. But owing to the electrified masses of air and cloud the distribution is greatly modified. Thus in Fig. 4,

the positive charge of the cloud induces in the earth an equivalent opposite charge, the density at the surface of the latter diminishing with the cube of the distance from the static center of the cloud. A brush discharge is then formed at the point of the rod and the action Franklin anticipated takes place. In addition, the surrounding air is ionized and rendered conducting and, eventually, a bolt may hit the building or some other object in the vicinity. The virtue of the pointed end to dissipate the charge, which was uppermost in Franklin's mind is, however, infinitesimal. Careful measurements show that it would take many years before the electricity stored in a single cloud of moderate size would be drawn off or neutralized thru such a lightning conductor. The grounded rod has the quality of rendering harmless most of the strokes it receives, tho occasionally the charge is diverted with damaging results. But, what is very important to note, it invites danger and hazard on account of the fallacy involved in its design. The sharp point which was thought advantageous and indispensable to its operation, is really a defect detracting considerably from the practical value of the device. I have produced a much improved form of lightning protector characterized by the employment of a terminal of considerable area and large radius of curvature which makes impossible undue density of the charge and ionization of the air.* These protectors act as quasi-repellents and so far have never been struck tho exposed a long time. Their safety is experimentally demonstrated to greatly exceed that invented by Franklin. By their use property worth millions of dollars which is now annually lost, can be saved.

III. The Singular Misconception of the Wireless.

To the popular mind this sensational advance conveys the impression of a single invention but in reality it is an art, the successful practise of which involves the employment of a great many discoveries and improvements. I viewed it as such when I undertook to solve wireless problems and it is due to this fact that my insight into its underlying principles was clear from their very inception.

In the course of development of my induction motors it became desirable to operate them at high speeds and for this purpose I constructed alternators of relatively

*Refer to the October, 1918, issue of this journal wherein Dr. Tesla's new form of non-pointed lightning rod was fully described and illustrated.

(Continued on page 732)

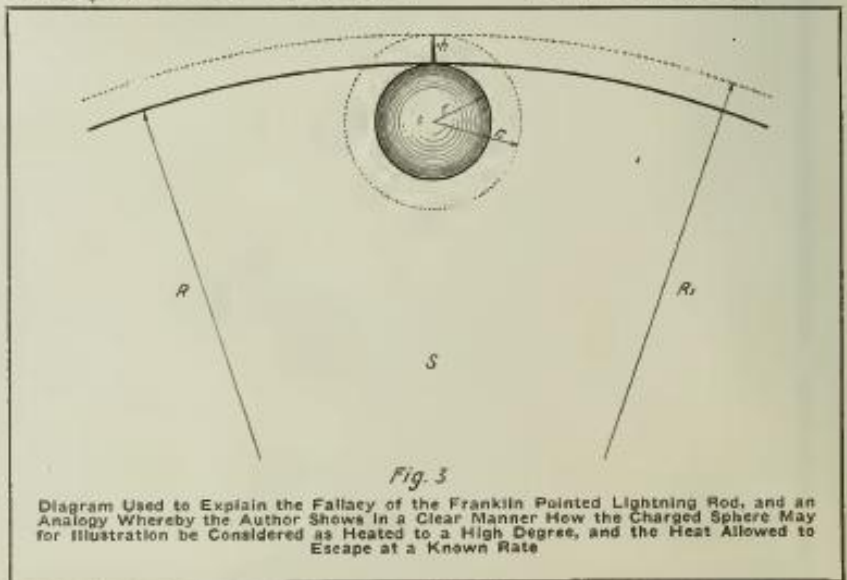


Fig. 3

Diagram Used to Explain the Fallacy of the Franklin Pointed Lightning Rod, and an Analogy Whereby the Author Shows in a Clear Manner How the Charged Sphere May for Illustration be Considered as Heated to a High Degree, and the Heat Allowed to Escape at a Known Rate

You can be quickly cured, if you

STAMMER

Send 16 cents coin or stamps for 72-page book on Stammering and Stuttering. "No Case and Cure." It tells how I cured myself after stammering for 20 years.
Benjamin N. Bogue, 751 Fayer Hall, Indianapolis

With the consent of **NIKOLA TESLA**

We have prepared a genuine, handsome photograph, autographed in facsimile by the great inventor. This photograph, taken in December, 1918, was posed especially for the cover design of the February, 1919, issue of the "Electrical Experimenter". It shows Tesla as he is today, holding his famous wireless-lighted globe. No advertising whatsoever on this photo, except for the autograph. Size about 9 x 12". Ready for framing. A striking picture of the world's greatest inventor for your den, library, laboratory, workshop or radio station. Sent prepaid in strong cardboard tube. Price \$1.00.

EXPERIMENTER PUBLISHING CO
231 Fulton St. Book Department N. Y. City

FAMOUS SCIENTIFIC ILLUSIONS

(Continued from page 730)

high frequencies. The striking behavior of the currents soon captivated my attention and in 1889 I started a systematic investigation of their properties and the possibilities of practical application. The first gratifying result of my efforts in this direction was the transmission of electrical energy thru *one wire* without return, of which I gave demonstrations in my lectures and addresses before several scientific bodies here and abroad in 1891 and 1892. During that period, while working with my oscillation transformers and dynamos of frequencies up to 200,000 cycles per second, the idea gradually took hold of me that the earth might be used in place of the wire, thus dispensing with artificial conductors altogether. The immensity of the globe seemed an unsurmountable obstacle but after a prolonged study of the subject I became satisfied that the undertaking was rational, and in my lectures before the Franklin Institute and National Electric Light Association early in 1893 I gave the outline of the system I had conceived. In the latter part of that year, at the Chicago World's Fair, I had the good fortune of meeting Prof. Helmholtz to whom I explained my plan, illustrating it with experiments. On that occasion I asked the cele-

brated physicist for an expression of opinion on the feasibility of the scheme. He stated unhesitatingly that it was practicable, provided I could perfect apparatus capable of putting it into effect but this, he anticipated, would be extremely difficult to accomplish.

I resumed the work very much encouraged and from that date to 1896 advanced slowly but steadily, making a number of improvements the chief of which was my system of *concatenated tuned circuits* and method of regulation, now universally adopted. In the summer of 1897 Lord Kelvin happened to pass thru New York and honored me by a visit to my laboratory where I entertained him with demonstrations in support of my wireless theory. He was fairly carried away with what he saw but, nevertheless, condemned my project in emphatic terms, qualifying it as something impossible, "an illusion and a snare." I had expected his approval and was pained and surprised. But the next day he returned and gave me a better opportunity for explanation of the advances I had made and of the true principles underlying the system I had evolved. Suddenly he remarked with evident astonishment: "Then you are not making use of Hertz waves?" "Certainly not," I replied, "these are radiations. No energy could be economically transmitted to a distance by any such agency. In my system the process is one of *true conduction* which, theoretically, can be effected at the greatest distance without appreciable loss." I can never forget the magic change that came over the illustrious philosopher the moment he freed himself from that erroneous impression. The skeptic who would not believe was suddenly transformed into the warmest of supporters. He parted from me not only thoroughly convinced of the scientific soundness of the idea but strongly express his confidence in its success. In my exposition to him I resorted to the following mechanical analogues of my own and the Hertz wave system.

Imagine the earth to be a bag of rubber filled with water, a small quantity of which is periodically forced in and out of the same by means of a reciprocating pump, as illustrated. If the strokes of the latter are effected in intervals of more than one hour and forty-eight minutes, sufficient for the transmission of the impulse thru the whole mass, the entire bag will expand and contract and corresponding movements will be imparted to pressure gauges or movable pistons with the same intensity, irrespective of distance. By working the pump faster, shorter waves will be produced which, on reaching the opposite end of the bag, may be reflected and give rise to stationary nodes and loops, but in any case, the fluid being incompressible, its inclosure perfectly elastic, and the frequency of oscillations not very high, the energy will be economically transmitted and very little power consumed so long as no work is done in the receivers. This is a crude but correct representation of my wireless system in which, however, I resort to various refinements. Thus, for instance, the pump is made part of a resonant system of great inertia, enormously magnifying the force of the impress impulses. The receiving devices are similarly conditioned and in this manner the amount of energy collected in them vastly increased.

The Hertz wave system is in many respects the very opposite of this. To explain it by analogy, the piston of the pump is assumed to vibrate to and fro at a terrific rate and the orifice thru which the fluid passes in and out of the cylinder is reduced to a small hole. There is scarcely any movement of the fluid and almost the whole work performed results in the production of radiant heat, of which an infinitesimal part is recovered in a remote locality. However incredible, it is true that



Wireless Stations Will Shortly Re-open Date, only, uncertain

Heed Our Advice

ORDER NOW

As a matter of law Congress loses all control over wireless receiving stations and transmitting stations with a range within the borders of the state where located as soon as peace is declared. The Radio Inspector of this district has already asked our co-operation in printing in the next edition of our catalog the necessity of securing licenses for transmitting sets with a range beyond the borders of the state. No wireless manufacturer wants the stations to open tomorrow. They could not take care of the business. Order now and be prepared.

We have a big stock of wireless instruments.

No. 11 is our latest catalog. No new price list.

Please do not write for catalog if you have No. 11. Paper costs three times as much as formerly. Let the amateur without a catalog secure one. Write for prices in advance. Just now we have no price list, because the changes have been so frequent. Will advise through this magazine when revised price list is ready, which will be as quickly as possible.

Send 8c in coin or stamps today for our big 226 page No. 11 Electrical and Wireless Catalog. Any wireless amateur will tell you it is the one catalog to have. You need no others. Our catalog contains most everything in wireless worth while, and is a guarantee that the goods are dependable.

THE WILLIAM B. DUCK CO., 230-232 Superior St., Toledo, Ohio

AT HOME


"THERE'S MONEY IN IT"

LEARN TELEGRAPHY

MORSE AND WIRELESS

AT HOME

TEACH YOURSELF



In half the usual time, at trifling cost, with the wonderful Automatic Transmitter, THE OMNIGRAPH. Sends unlimited Morse or Continental messages, at any speed, just as an expert operator would.

Adopted by U. S. Gov't. 4 styles. Catalogue free.

OMNIGRAPH MFG. CO.
39L Cortlandt St. New York

MAGNETIC RECTIFIER

Patented April 18, 1918



The F-F Battery Booster

For Home Charging of Storage Batteries

AUTOMOBILE OWNERS: Eliminate your starting and lighting troubles by the use of an F-F BATTERY BOOSTER in your own garage, without breaking any electrical connections or removing battery from car. Keeps your battery 100% efficient and prolongs its life indefinitely at a cost of about six cents a month. Write for bulletin No. 12 today.

The French Manufacturing Company
Cleveland, Ohio U. S. A.

the minds of some of the ablest experts have been from the beginning, and still are, obsessed by this monstrous idea, and so it comes that the true wireless art, to which I laid the foundation in 1893, has been retarded in its development for twenty years. This is the reason why the "statics" have proved unconquerable, why the wireless shares are of little value and why the Government has been compelled to interfere.

We are living on a planet of well-nigh inconceivable dimensions, surrounded by a layer of insulating air above which is a rarefied and conducting atmosphere (Fig. 5). This is providential, for if all the air were conducting the transmission of electrical energy thru the natural media would be impossible. My early experiments have shown that currents of high frequency and great tension readily pass thru an atmosphere but moderately rarefied, so that the insulating stratum is reduced to a small thickness as will be evident by inspection of Fig. 6, in which a part of the earth and its gaseous envelope is shown to scale. If the radius of the sphere is $12\frac{1}{2}$ ", then the non-conducting layer is only $1/64$ " thick and it will be obvious that the Hertzian rays cannot traverse so thin a crack between two conducting surfaces for any considerable distance, without being absorbed. The theory has been seriously advanced that these radiations pass around the globe by successive reflections, but to show the absurdity of this suggestion reference is made to Fig. 7 in which this process is diagrammatically indicated. Assuming that there is no refraction, the rays, as shown on the right, would travel along the sides of a polygon drawn around the solid, and inscribed into the conducting gaseous boundary in which case the length of the side would be about 400 miles. As one-half the circumference of the earth is approximately 12,000 miles long there will be, roughly, thirty deviations. The efficiency of such a reflector cannot be more than 25 per cent, so that if none of the energy of the transmitter were lost in other ways, the part recovered would be measured by the fraction $(\frac{1}{4})^{30}$. Let the transmitter radiate Hertz waves at the rate of 1,000 kilowatts. Then about one hundred and fifteen billionth part of one watt is all that would be collected in a perfect receiver. In truth, the reflections would be much more numerous as shown on the left of the figure, and owing to this and other reasons, on which it is unnecessary to dwell, the amount recovered would be a vanishing quantity.

Consider now the process taking place in the transmission by the instrumentalities and methods of my invention. For this purpose attention is called to Fig. 8, which gives an idea of the mode of propagation of the current waves and is largely self-explanatory. The drawing represents a solar eclipse with the shadow of the moon just touching the surface of the earth at a point where the transmitter is located. As the shadow moves downward it will spread over the earth's surface, first with infinite and then gradually diminishing velocity until at a distance of about 6,000 miles it will attain its true speed in space. From there on it will proceed with increasing velocity, reaching infinite value at the opposite point of the globe. It hardly need be stated that this is merely an illustration and not an accurate representation in the astronomical sense.

The exact law will be readily understood by reference to Fig. 9, in which a transmitting circuit is shown connected to earth and to an antenna. The transmitter being in action, two effects are produced: Hertz waves pass thru the air, and a current traverses the earth. The former propagate with the speed of light and their energy is unrecoverable in the circuit. The latter proceeds with the speed varying as the cosecant of the angle which a radius drawn from any point under consideration forms

Increase Your Will Power In One Hour

Author of This Article Tells How He Quickly Acquired a Dominating Will Power That Earns Him Between \$50,000 and \$70,000 a Year

FOUR YEARS ago a man offered me a wonderful bargain. He was hard up for money and wanted to sell me some shares in a young, growing company for \$1,000. Based on the earnings of the Company the stock offered me was easily worth \$5,000—in fact, the man who finally bought the shares sold them again in five months at a profit of \$4,300.

The reason I didn't buy the shares was that I could no more raise a thousand dollars than I could hop, skip, and jump across the Atlantic Ocean. A thousand dollars! And my income only twenty-five a week.

The second chapter in my life began a few months later, when another opportunity came to me. It required an investment of \$20,000 during the first year. I raised the money easily, paid back every penny I borrowed, and had \$50,000 left at the end of the first year! To date, in less than four years, my business has paid me a clear profit of over \$200,000 and is now earning between \$50,000 and \$70,000 a year. Yet for twelve years before, the company had been losing money every year!

The natural question for my reader to ask is, "How could you borrow \$20,000 to invest in a business which had previously been a failure, after being unable to borrow \$1,000 for an investment that seemed secure?" It is a fair question. And the answer can be given in two little words—WILL POWER.

When the first proposition came to me I paced it by simply because I didn't have the money and couldn't borrow it. I went from one friend to the next and all turned me down. Several refused to talk business with me at all. They all liked me personally, and they asked me about the kiddies, but when it came to money matters I hadn't a chance. I was scared stiff every time I talked to one of them. I pleaded with them, almost begged them. But everybody had their money all tied up in other investments. It was an odd case, but I accepted it meekly. I called it hard luck. But I know today that it was nothing in the world except my lack of Will Power, or rather my weak Will Power, which kept me from getting what I wanted.

When I heard that the man sold those shares at a profit of \$4,300, it seemed that my sorrow could not be greater. That profit was just about what my salary amounted to for four years! But instead of grieving over my "hard luck," I decided to find out why I was so easily beaten in everything I tried to accomplish. It must be that there was something vital that made the difference between success and failure. It wasn't lack of education, for many literate men become wealthy. What was this vital spark? What was this one thing which successful men had and which I did not have?

I began to read books about psychology and mental power. But everything I read was too general. There was nothing definite—nothing that told me what to do.

After several months of discouraging effort, I finally encountered a book called "Power of Will," by Prof. Frank Channing Haddock. The very title came to me as a shock. When I opened the book I was a m a z e d . I realized that will power was the vital spark—the one thing that I lacked.

And here in this book were the very rules, lessons and exercises through which anyone could increase their will power. Eagerly I read page after page, including such articles as "The Law of Great Thinking," "How to Develop Analytical Power," "How to Concentrate Perfectly," "How to Guard Against Errors in Thought," "How to Develop Fearlessness," "How to Acquire a Dominating Personality."

An hour after I opened the book I felt like a new person. My sluggish will power was beginning to awaken. There was a new light in my eye, a new spring in my step, a new determination in my soul. I began to see, in my past, the many mistakes I had made, and I knew I would never make them again.

I practiced some of the simple exercises. They were more fascinating than any game of cards or any sport.

Then came an opportunity to acquire the business which had lost money for twelve years, and which I turned into a \$50,000 a year money maker, instead of cringing before the moneyed people, I won them over by my sheer force of will. I would not be denied. And my every act and word since then has been the result of my training in will power.

I am convinced that every man has within himself every essential quality of success except a strong will. Any man who doubts that statement need only analyze the successful men he knows, and he will find himself their equal, or their superior, in every way except in will power. Without a strong will, education counts for little, money counts for nothing, opportunities are useless.

I earnestly recommend Prof. Haddock's great work, "Power of Will," to those who feel that success is just out of reach—in those who lack that something which they cannot define, yet which holds them down to the grind of a small salary.

Never before have business men and women needed this help so badly as in these trying times. Hundreds of real and imaginary obstacles confront us every day, and only those who are masters of themselves and who hold their heads up will succeed. "Power of Will" as never before is an absolute necessity—an investment in self-culture which no one can afford to deny himself.

I am authorized to say that any reader who cares to examine "Power of Will" for five days may do so without sending any money in advance. If after one hour you do not feel that your will power has increased, and if after a week's reading you do not feel that this great book supplies that one faculty you need most to win success, return it and you will owe nothing. Otherwise send only \$3, the small sum asked.

Some few doubters will scoff at the idea of will power being the fountainhead of wealth, position and everything we are striving for, but the great mass of intelligent men and women will at least investigate for themselves by studying for the book at the publisher's risk. I am sure that any book that has done for me—and for thousands of others—what "Power of Will" has done—is well worth investigating. It is interesting to note that among the 250,000 owners of "Power of Will" are such prominent men as Supreme Court Justice Parker; Wu Ting Fang, Ex-U. S. Chinese Ambassador; Gov. McKeever, of Nebraska; Assistant Postmaster-General Britt; General Manager Christman, of Wells-Fargo Express Co.; E. St. Elmo Lewis; Senator Arthur Capper of Kansas; and thousands of others. In fact, today "Power of Will" is just as important, and as necessary to a man's or woman's equipment for success, as a dictionary. To try to succeed without Power of Will is like trying to do business without a telephone.

As your first step in will training, I suggest immediate action in this matter before you. It is not even necessary to write a letter. Use the form below, if you prefer, addressing it to the Pelton Publishing Company, 30-B Wilcox Block, Meriden, Conn., and the book will come by return mail. You hold in your hand, this very minute, the beginning of a new era in your life. Over a million dollars has been paid for "Power of Will" by people who sent for it on free examination. Can you, in justice to yourself, hesitate about sending in the coupon? Can you doubt, blindly, when you can see, without a penny deposit, this wonder-book that will increase your will power in one hour.

The cost of paper, printing and binding has almost doubled during the past three years, in spite of which "Power of Will" has not been increased in price. The publisher feels that so great a work should be kept as low-priced as possible, but in view of the enormous increase in the cost of every manufacturing item, the present edition will be the last sold at the present price. The next edition will cost more. I urge you to send in the coupon now.

PELTON PUBLISHING COMPANY
30-B Wilcox Block, Meriden, Conn.

I will examine a copy of "Power of Will," at your risk I agree to remit \$3 or return book in 5 days.

Name.....

Address.....

City..... State.....

Partial List of Contents

The Law of Great Thinking
The Four Factors on which it depends.
How to develop analytical power.
How to think "all around" any subject.
How to throw the mind into deliberate, controlled, productive thinking.
Detailed directions for Perfect Mind Concentration.
How to acquire the power of Constructive Thinking, Reasoning, Analysis.
How to acquire the skill of Creative Writing.
How to guard against errors in Thinking.
How to drive from the mind all unwelcome thoughts.
How to follow any line of thought with keen, concentrated Powers.
How to develop Reasoning Powers.
How to handle the mind in Creative Thinking.
The Secret of Building Mind Power.
How the Will is made to act.
How to test your Will.
How a Strong Will is Master of Body.
What creates Human Power.
The Six Principles of Will Training.
Detailed Methods for developing Will.
THE NINETY-NINE METHODS for using Will Power in the Control of Life.
Seven Principles of drill in Mental, Physical, Personal power.
FIFTY-ONE MAXIMS for Applied Power of Perception, Memory, Imagination, Self-Analysis, Control.
How to develop a strong, keen gaze.
How to concentrate the eye on—do what is before you—object, person, printed page, work.
These are only a few of the many subjects treated.

1/4 H.P., 110 volts, A.C. 60 cycle, single phase, 1750 R.P.M.

MOTORS

We have 1000 NEW WASHING MACHINE MOTORS. These are of standard manufacture and carry the regular factory guarantee. Shipped in original boxes. Complete as cut.

Bought from Bankruptcy Stock

Suitable for operating Coffee Grinders, Cream Separators, Bottle Washers, Air Compressors, Small Lathes, Etc.

Mail \$3.00 cash or Money Order. We will refund C.O.D. subject to full examination.

\$18.50 EACH

Special Monthly Price August 1918 to 31st

MANUFACTURERS' DISCOUNTS

CHAS. H. JOHNSTON - West End - Pittsburgh, Pa.

Wireless Taught By Mail

Merchant Marine Needs THOUSANDS of Operators

Men also needed for big Land Wireless Stations—Aerial Mail Service—Railroad and Telegraph companies. Salaries up to \$200 a month. Excellent opportunities to win promotion to Radio Engineer—Inspector—or Draftsman. Chance to travel the world over or locate at Land Station in America.

Complete Course by Mail in Ten Weeks

Our students actually pass the commercial examination in Ten Weeks or less. Start studying NOW to secure lines at home. We send you Complete Set Practice Instruments for receiving and sending messages, with first lessons. We help you secure position in any branch of Commercial or Government Radio Service. Write TODAY for Free Particulars. A postal will do.

NATIONAL RADIO INSTITUTE
Dept. 68 Washington, D. C.

Grinding and Buffing Motors

An indispensable tool in any shop or laboratory. Your equipment is not complete without a BODINE grinding and buffing motor.

Save time and money by keeping your lathe tools, milling cutters and drills sharp.

Send for bulletin No. 322 giving full details of this handy machine.

BODINE ELECTRIC COMPANY.
2254 W. Ohio St., Chicago.

with the axis of symmetry of the waves. At the origin the speed is infinite but gradually diminishes until a quadrant is traversed, when the velocity is that of light. From there on it again increases, becoming infinite at the antipole. Theoretically the energy of this current is recoverable in its entirety, in properly attuned receivers.

Some experts, whom I have credited with better knowledge, have for years contended that my proposals to transmit power without wires are sheer nonsense but I note that they are growing more cautious every day. The latest objection to my system is found in the cheapness of gasoline. These men labor under the impression that the energy flows in all directions and that, therefore, only a minute amount can be recovered in any individual receiver. But this is far from being so. The power is conveyed in only one direction, from the transmitter to the receiver, and none of it is lost elsewhere. It is perfectly practicable to recover at any point of the globe energy enough for driving an airplane, or a pleasure boat or for lighting a dwelling. I am especially sanguine in regard to the lighting of isolated places and believe that a more economical and convenient method can hardly be devised. The future will show whether my foresight is as accurate now as it has proved heretofore.

SHIP RADIO OPERATORS ASK INCREASED WAGES.

Increased wages and the fixing of a standard wage scale for radio operators on vessels operating under Government direction was asked of the Shipping Board recently by a delegation representing the Marconi Radio Telegraphers' Association. The radio operators included in the request made of the Board are those on vessels operating in transatlantic and Gulf waters. Assurances were given the radio representatives by Board officials that their request would be taken under advisement for immediate consideration.

SKINDERVIKEN TRANSMITTER BUTTON



Fig. 1

the end of all telephone transmitter troubles.

The SKINDERVIKEN TRANSMITTER BUTTON can be placed in any position and it will talk loudly and distinctly and is at the same time extraordinarily sensitive. It was primarily designed to replace the old damaged or burnt out transmitter. Simply unscrew and remove the telephone transmitter front, disconnect the two inside wires, unscrew and remove the bridge and the old electrode. There remains only the diaphragm. These wires are then connected with the Skinderviken button, the latter screwed to the diaphragm, and after screwing the old transmitter housing together again, the telephone is ready for work.

ELECTRICAL EXPERIMENTER readers will be particularly interested in all the different experiments that can be performed with the Skinderviken Button. Fig. 1 shows the Skinderviken button attached to the back of an Ingersoll watch case. When speaking towards the inside of the case, it will be found that the



Fig. 2

voice is reproduced clearly and loudly. Fig. 2 shows another interesting stunt. By attaching the button to a tin diaphragm about the size of half a dollar, and by holding the diaphragm at the side of the throat, as shown, speech can be transmitted

with surprising clarity. Fig. 3 illustrates the same arrangement placed on the chest as shown, in this position the transmitter will talk clearly and loudly. Fig. 4 shows an arrangement whereby the Skinderviken button is attached on a thin wood board at the preacher's pulpit. His voice is clearly transmitted so that people hard of hearing can readily hear the sermon. Fig. 5 shows an interesting stunt, whereby a hole is drilled in the side of a thin glass water-tumbler; the sides of the glass thus acting as a diaphragm, the voice is clearly transmitted. Fig. 6 shows a simple match box Detectophone. The Skinderviken button is concealed inside of the box, only the small brass nut showing on the outside. This can be camouflaged as well. Fig. 7 shows how to transmit photograph music at a distance merely by drilling a small hole in the phonograph arm and attaching the Skinderviken button; a very favorite experiment with all experimenters. Fig. 8 shows how a very sensitive Detectophone can be made by placing one of the buttons in the center of a lithographed card-board picture, so that only the small brass nut shows. The larger surface of the picture acts as a big diaphragm, and the voice is well reproduced.



Fig. 3



Fig. 4



\$1.00 prepaid

(\$1.00) for which we will mail one button prepaid. If you do not wish to keep it, return it within five days and your money will be refunded. Boys: send stamp for booklet No. 2. It gives diagrams and experiments using the Skinderviken Transmitter Button, and prices of telephone equipment.



Fig. 5



Fig. 6



Fig. 7



Fig. 8

SKINDERVIKEN TELEPHONE EQUIPMENT CO.

Address us as STECO, 2134 N. Clark St., Chicago, Ill.